

PRODUCT INFORMATION

Clone ID	DM87
Target	PSCA
Synonyms	PSCA;UNQ206;PRO232
Host Species	Rabbit
Description	Anti-PSCA antibody(DM87); Rabbit mAb
Delivery	In Stock
Uniprot ID	O43653
IgG type	Rabbit IgG
Clonality	Monoclonal
Reactivity	Human
Applications	ELISA; Flow Cyt; IHC
Recommended Dilutions	ELISA 1:5000-10000; Flow Cyt 1:100; IHC 1:100
Purification	Purified from cell culture supernatant by affinity chromatography
Formulation & Reconstitution	Lyophilized from sterile PBS, pH 7.4. Normally 5 % - 8% trehalose is added as protectants before lyophilization. Please see Certificate of Analysis for specific instructions of reconstitution.
Storage & Shipping	Store at -20°C to -80°C for 12 months in lyophilized form. After reconstitution, if not intended for use within a month, aliquot and store at -80°C (Avoid repeated freezing and thawing). Lyophilized proteins are shipped at ambient temperature.
Background	This gene encodes a glycosylphosphatidylinositol-anchored cell membrane glycoprotein. In addition to being highly expressed in the prostate it is also expressed in the bladder; placenta; colon; kidney; and stomach. This gene is up-regulated in a large proportion of prostate cancers and is also detected in cancers of the bladder and pancreas. This gene includes a polymorphism that results in an upstream start codon in some individuals; this polymorphism is thought to be associated with a risk for certain gastric and bladder cancers. Alternative splicing results in multiple transcript variants.
Usage	Research use only



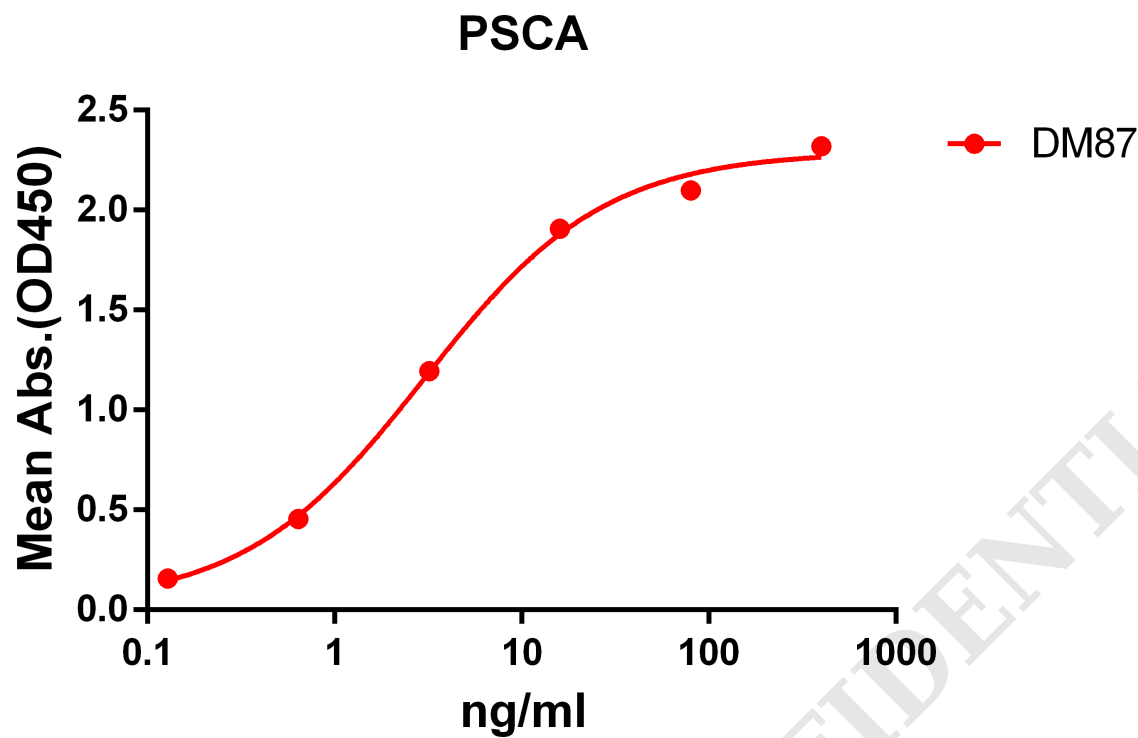


Figure 1. ELISA plate pre-coated by 2  $\mu\text{g/ml}$  (100  $\mu\text{l/well}$ ) Human PSCA protein, hFc tagged protein PME100084 can bind Rabbit anti-PSCA monoclonal antibody (clone: DM87) in a linear range of 1-100 ng/ml.

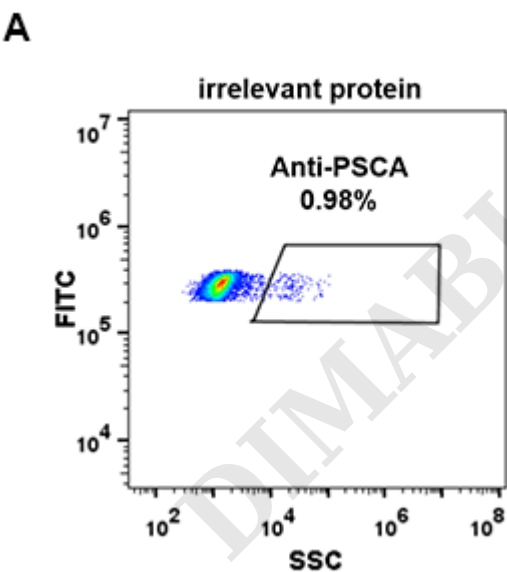


Figure 2. Expi 293 cell line transfected with irrelevant protein (A) and human PSCA (B) were surface stained with Rabbit anti-PSCA monoclonal antibody 1 $\mu\text{g/ml}$  (clone: DM87) followed by Alexa 488-conjugated anti-rabbit IgG secondary antibody.



**DME100087**

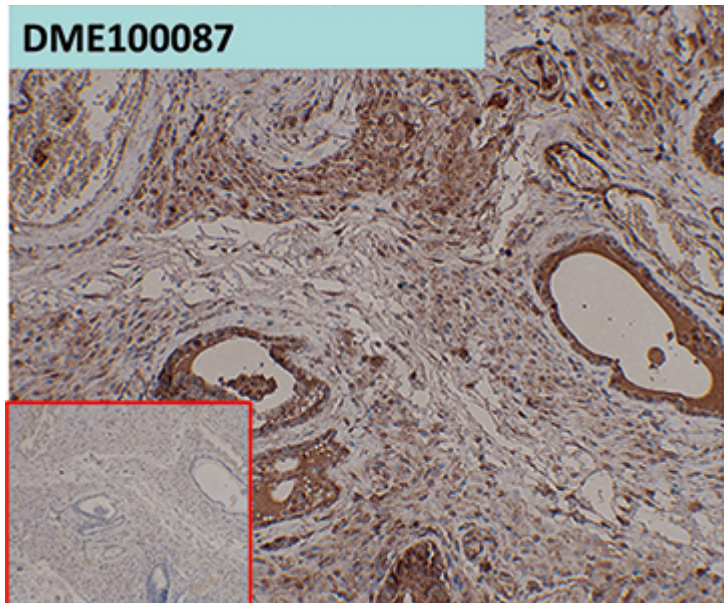


Figure 3. DME100087 at 10 $\mu$ g/ml staining PSCA in A431 xenografts in nude mice by IHC (SKU# DME100087)

DIMABIO CONFIDENTIAL

