

PRODUCT INFORMATION

Target	4-1BB
Synonyms	TNFRSF9;4-1BB;CD137;CDw137;ILA
Description	Recombinant human 4-1BB protein with C-terminal mouse Fc and 6×His tag
Delivery	In Stock
Uniprot ID	Q07011
Expression Host	HEK293
Tag	C-Mouse Fc and 6×His Tag
Molecular Characterization	41BB(Leu24-Gln186) mFc(Pro99-Lys330) 6×His
Molecular Weight	The protein has a predicted molecular mass of 54-60 kDa after removal of the signal peptide.
Purity	The purity of the protein is greater than 95% as determined by SDS-PAGE and Coomassie blue staining.
Formulation & Reconstitution	Lyophilized from sterile PBS, pH 7.4. Normally 5 % - 8% trehalose is added as protectants before lyophilization. Please see Certificate of Analysis for specific instructions of reconstitution.
Storage & Shipping	Store at -20°C to -80°C for 12 months in lyophilized form. After reconstitution, if not intended for use within a month, aliquot and store at -80°C (Avoid repeated freezing and thawing). Lyophilized proteins are shipped at ambient temperature.
Background	The protein encoded by this gene is a member of the TNF-receptor superfamily. This receptor contributes to the clonal expansion, survival, and development of T cells. It can also induce proliferation in peripheral monocytes, enhance T cell apoptosis induced by TCR/CD3 triggered activation, and regulate CD28 co-stimulation to promote Th1 cell responses. The expression of this receptor is induced by lymphocyte activation. TRAF adaptor proteins have been shown to bind to this receptor and transduce the signals leading to activation of NF-kappaB.
Usage	Research use only



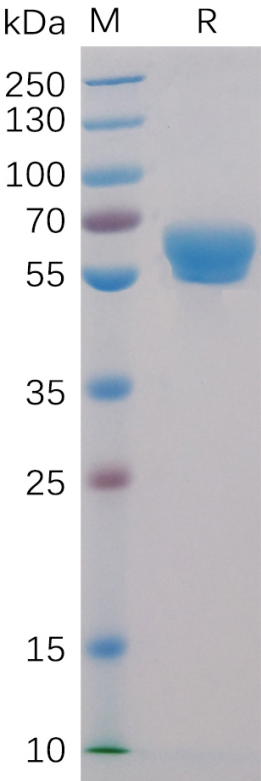


Figure 1. Human 4-1BB Protein, mFc-His Tag on SDS-PAGE under reducing condition.

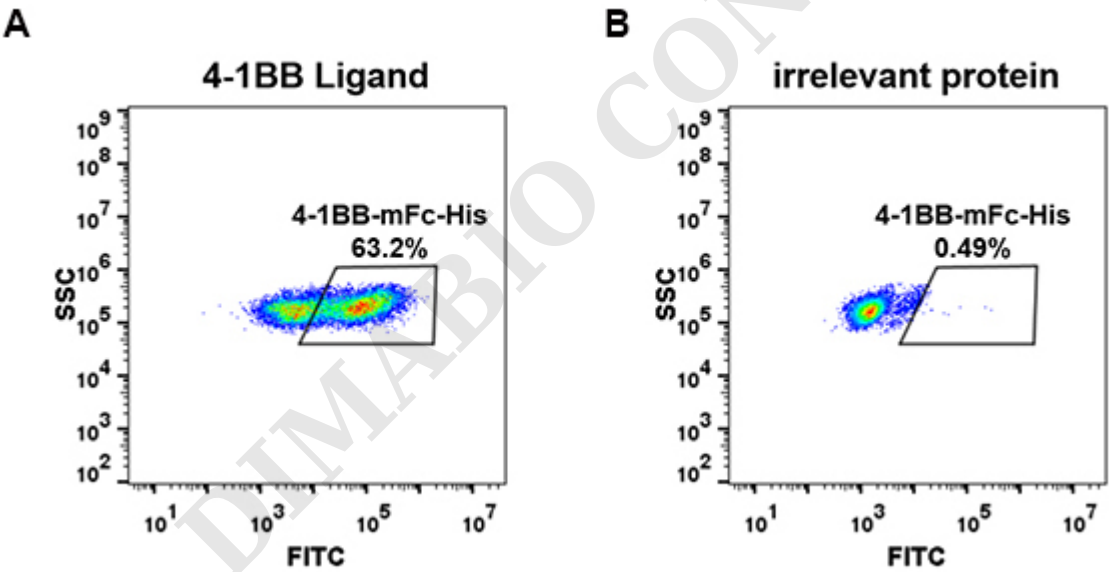


Figure 2. HEK293 cell line transfected with irrelevant protein (B) and human 4-1BB Ligand (A) were surface stained with Human 4-1BB, mFc-His tagged protein (PME100011) 1µg/ml followed by Alexa 488-conjugated anti-mouse IgG secondary antibody.



**Human 4-1BB, mFc-His Tagged protein ELISA**

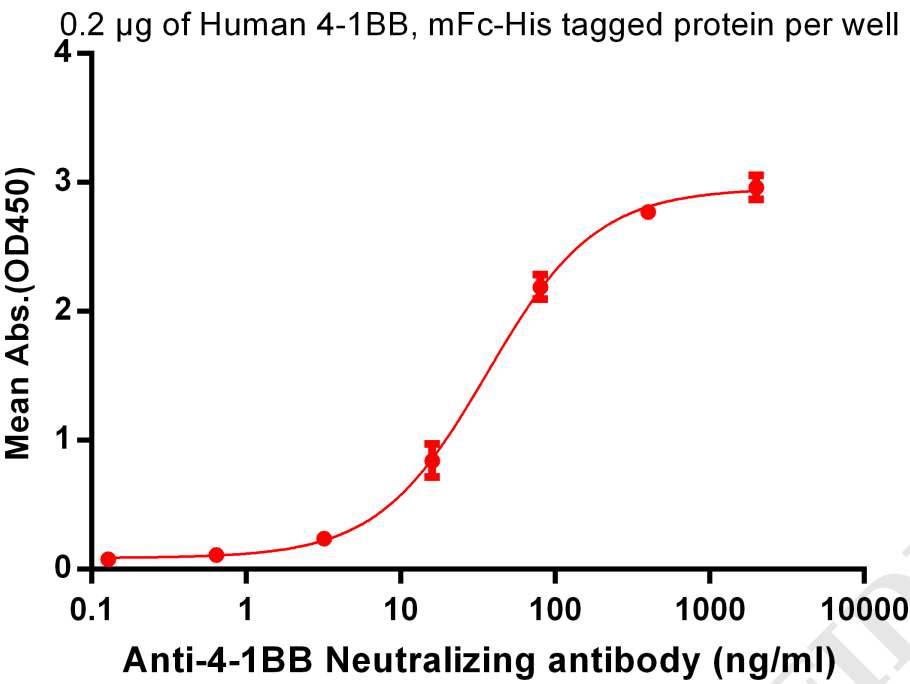


Figure 3. ELISA plate pre-coated by 2 µg/ml (100 µl/well) Human 4-1BB, mFc-His tagged protein (PME100011) can bind Anti-4-1BB Neutralizing antibody BME100037 in a linear range of 3.2-400 ng/ml.

