

PRODUCT INFORMATION

Target	DLL3
Synonyms	SCDO1
Description	Recombinant human DLL3 protein with C-terminal 6×His tag
Delivery	In Stock
Uniprot ID	Q9NYJ7
Expression Host	HEK293
Tag	C-6×His Tag
Molecular Characterization	DLL3(Ala27-Arg490) 6×His tag
Molecular Weight	The protein has a predicted molecular mass of 49.1 kDa after removal of the signal peptide. The apparent molecular mass of DLL3-His is approximately 55-70 kDa due to glycosylation.
Purity	The purity of the protein is greater than 80% as determined by SDS-PAGE and Coomassie blue staining.
Formulation & Reconstitution	Lyophilized from sterile PBS, pH 7.4. Normally 5 % - 8% trehalose is added as protectants before lyophilization. Please see Certificate of Analysis for specific instructions of reconstitution.
Storage&Shipping	Store at -20°C to -80°C for 12 months in lyophilized form. After reconstitution, if not intended for use within a month, aliquot and store at -80°C (Avoid repeated freezing and thawing). Lyophilized proteins are shipped at ambient temperature.
Sterility	Products are supplied non-sterile. For cell culture applications, dilute in appropriate medium and sterile-filter (0.22 µm) prior to use.
Background	This gene encodes a member of the delta protein ligand family. This family functions as Notch ligands that are characterized by a DSL domain, EGF repeats, and a transmembrane domain. Mutations in this gene cause autosomal recessive spondylocostal dysostosis 1. Two transcript variants encoding distinct isoforms have been identified for this gene. [provided by RefSeq, Jul 2008]
Usage	Research use only
Conjugate	Unconjugated



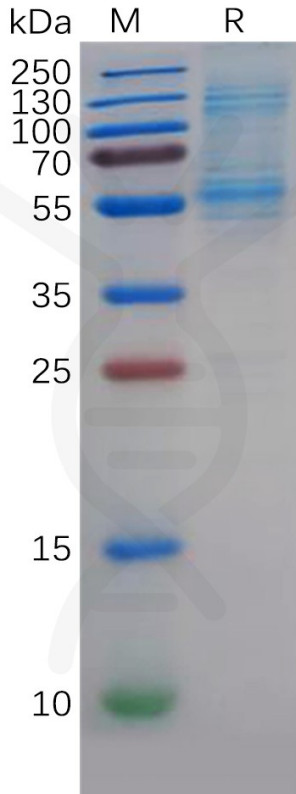


Figure 1. Human DLL3 Protein, His Tag on SDS-PAGE under reducing condition.

Human DLL3, His Tagged protein ELISA

0.2 μ g of Human DLL3, His tagged protein per well

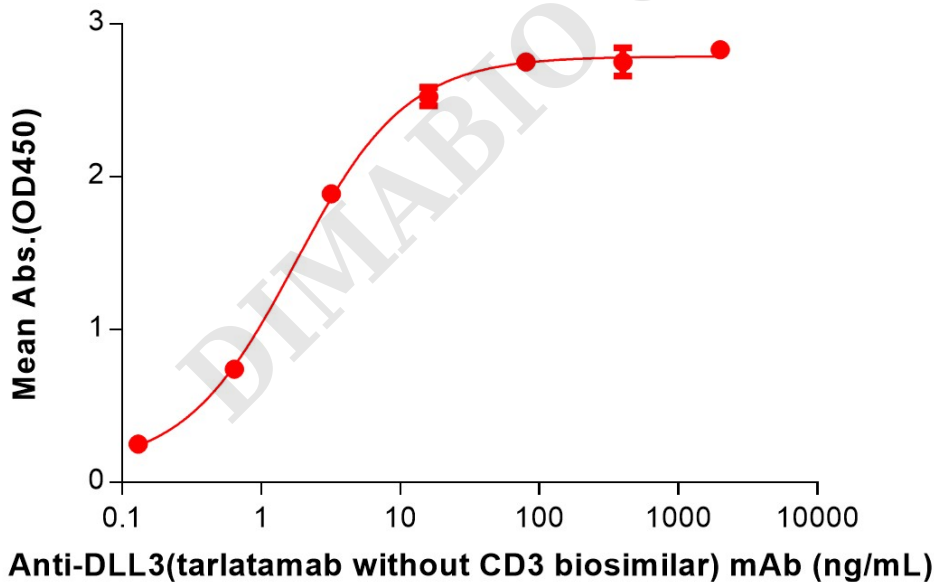


Figure 2. ELISA plate pre-coated by 2 μ g/mL (100 μ L/well) Human DLL3 Protein, His Tag (PME100060) can bind Anti-DLL3(tarlatamab without CD3 biosimilar) mAb (BME100257) in a linear range of 0.13-16 ng/mL.



Human DLL3, His Tagged protein ELISA

0.2 μ g of Human DLL3, His tagged protein per well

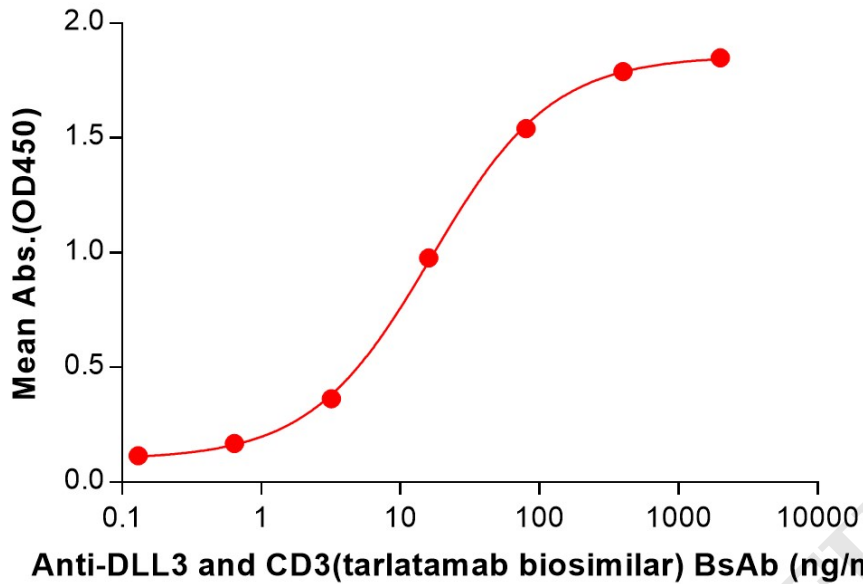


Figure 3. ELISA plate pre-coated by 2 μ g/mL (100 μ L/well) Human DLL3 Protein, His Tag (PME100060) can bind Anti-DLL3 and CD3(tarlatamab biosimilar) BsAb (BME100264) in a linear range of 0.64-80 ng/mL.

