

PRODUCT INFORMATION

Common Name	HuMax-IL15, AMG 714, AMG-714, HuMax-IL-15, MAb146B7, PRV-015
Conjugate	Unconjugated
Synonyms	IL-15
Applications	ELISA
Recommended Dilutions	ELISA 1:5000-10000
Formulation & Reconstitution	Lyophilized from sterile PBS, pH 7.4. Normally 5 % - 8% trehalose is added as protectants before lyophilization. Please see Certificate of Analysis for specific instructions of reconstitution.
Host Species	Homo sapiens
IgG type	Human IgG1(K214R,E356D,M358L) - Kappa
Reactivity	Human
Target	IL15
Uniprot ID	P40933
Description	Anti-IL15(ordesekimab biosimilar) mAb
Delivery	In Stock
Storage&Shipping	Store at -20°C to -80°C for 12 months in lyophilized form. After reconstitution, if not intended for use within a month, aliquot and store at -80°C (Avoid repeated freezing and thawing). Lyophilized antibodies are shipped at ambient temperature.
Background	Research grade biosimilar. Not for use in therapeutic or diagnostic procedures for humans or animals.
Usage	Research use only



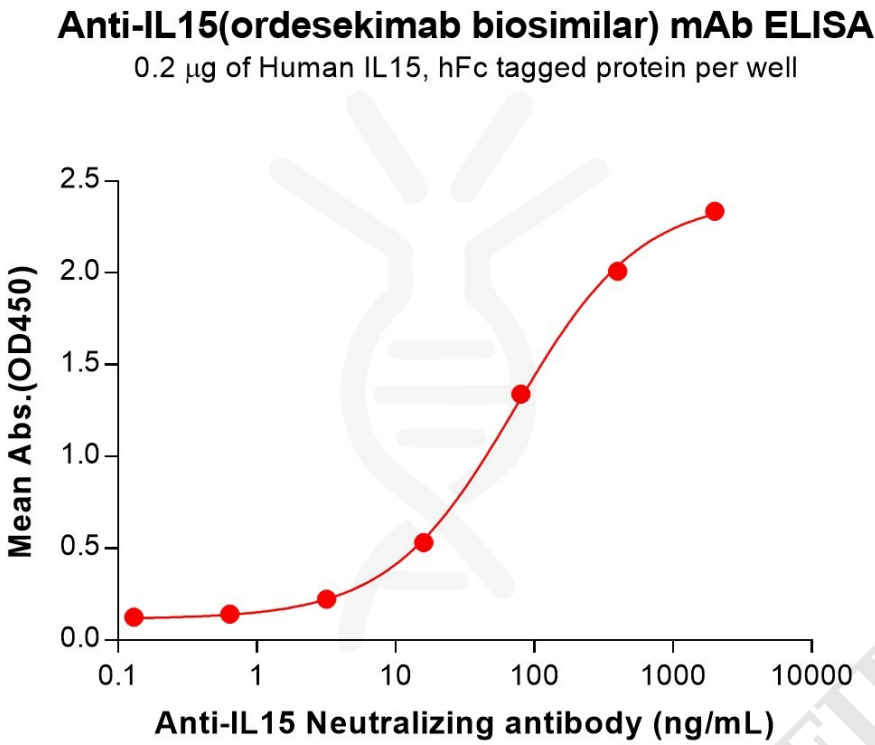


Figure 1. ELISA plate pre-coated by 2 µg/mL (100 µL/well) Human IL15 Protein, hFc Tag (PME100882) can bind Anti-IL15(ordesekimab biosimilar) mAb (BME100253) in a linear range of 3.20-400 ng/mL. In order to specifically detect BME100253, mouse anti-human Fab-specific antibody was used as detection antibody.

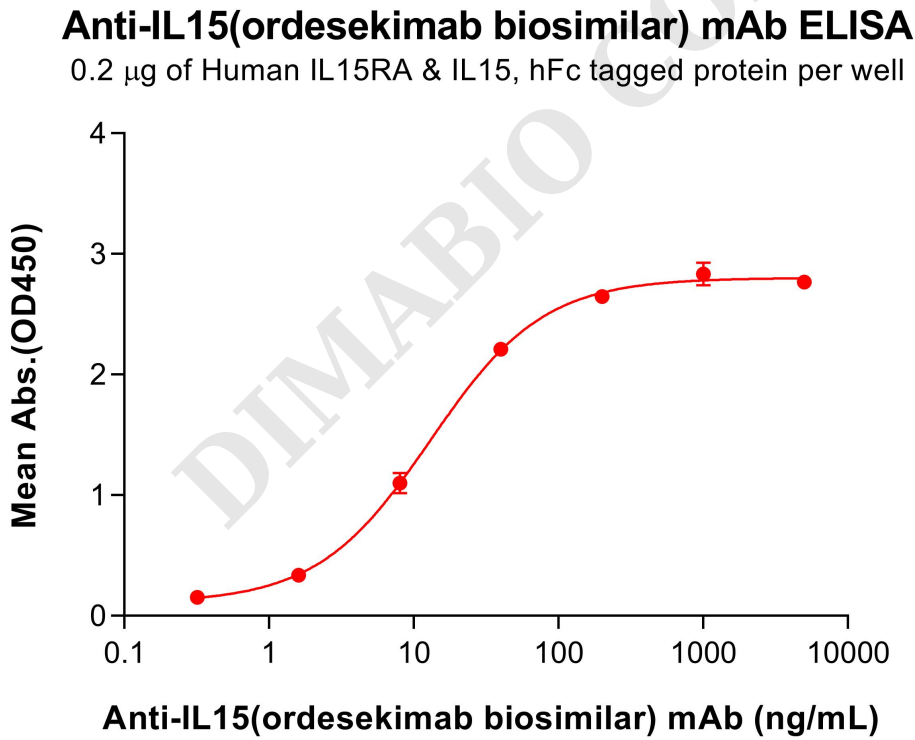


Figure 2. ELISA plate pre-coated by 2 µg/mL (100 µL/well) Human IL15RA & IL15 Protein, hFc Tag (N120D) (PME101891) can bind Anti-IL15(ordesekimab biosimilar) mAb (BME100253) in a linear range of 1.6-8 ng/mL. In order to specifically detect BME100253, mouse anti-human Fab-specific antibody was used as detection antibody.



**Anti-IL15(ordesekimab biosimilar) mAb ELISA**

0.2 µg of Human IL15RA and IL15, mFc tagged protein per well

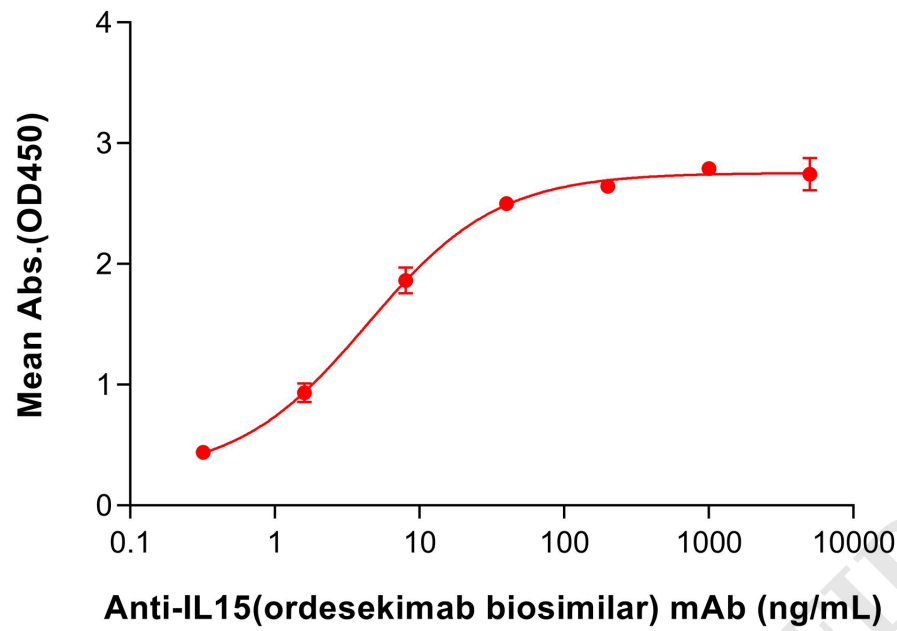


Figure 3. ELISA plate pre-coated by 2 µg/mL (100 µL/well) Human IL15RA and IL15 Protein, mFc Tag (PME101926) can bind Anti-IL15(ordesekimab biosimilar) mAb (BME100253) in a linear range of 1.6-8.0 ng/mL.

