

PRODUCT INFORMATION

Target	BCMA
Synonyms	BCM; TNFRSF17; CD269; TNFRSF13A
Description	Biotinylated Human BCMA Protein, hFc Avi Tag
Delivery	In Stock
Uniprot ID	Q02223
Expression Host	HEK293
Tag	C-Human Fc Avi tag
Molecular Characterization	BCMA(Met1-Ala54) hFc(Glu99-Ala330) Avi tag
Molecular Weight	The protein has a predicted molecular mass of 33.8 kDa after removal of the signal peptide.
Purity	The purity of the protein is greater than 95% as determined by SDS-PAGE and Coomassie blue staining.
Formulation & Reconstitution	Lyophilized from sterile PBS, pH 7.4. Normally 5 % - 8% trehalose is added as protectants before lyophilization. Please see Certificate of Analysis for specific instructions of reconstitution.
Storage&Shipping	Store at -20°C to -80°C for 12 months in lyophilized form. After reconstitution, if not intended for use within a month, aliquot and store at -80°C (Avoid repeated freezing and thawing). Lyophilized proteins are shipped at ambient temperature.
Sterility	Products are supplied non-sterile. For cell culture applications, dilute in appropriate medium and sterile-filter (0.22 µm) prior to use.
Background	The protein encoded by this gene is a member of the TNF-receptor superfamily. This receptor is preferentially expressed in mature B lymphocytes, and may be important for B cell development and autoimmune response. This receptor has been shown to specifically bind to the tumor necrosis factor (ligand) superfamily, member 13b (TNFSF13B/TALL-1/BAFF), and to lead to NF-kappaB and MAPK8/JNK activation. This receptor also binds to various TRAF family members, and thus may transduce signals for cell survival and proliferation. [provided by RefSeq, Jul 2008]
Usage	Research use only
Conjugate	Biotinylated






Figure 1. Biotinylated Human BCMA Protein, hFc Avi Tag on SDS-PAGE under reducing condition.

Biotinylated Human BCMA Protein, hFc Avi Tag ELISA

0.2 μ g of Human BAFF, hFc tagged protein per well

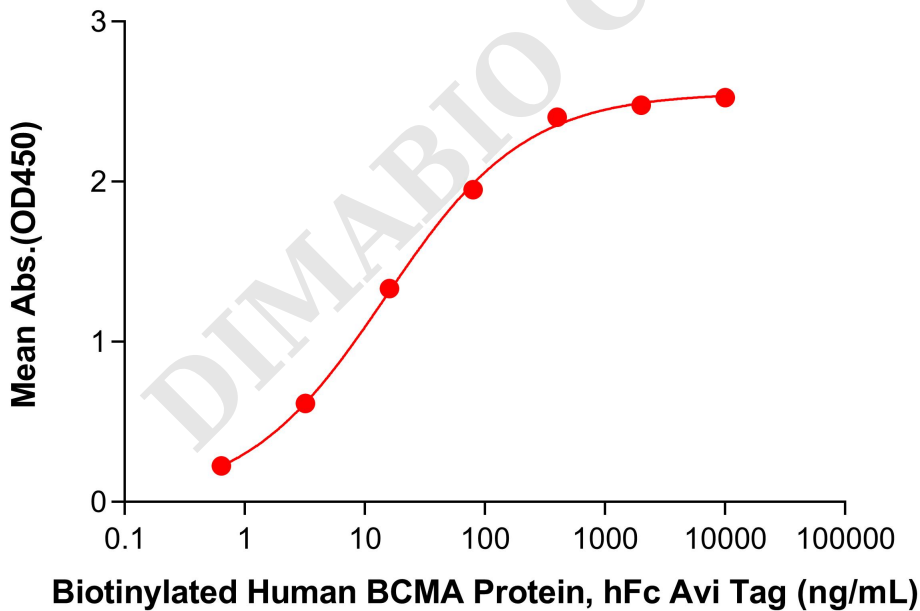


Figure 2. ELISA plate pre-coated by 2 μ g/ml (100 μ L/well) Human BAFF Protein, hFc Tag (PME100043) can bind Biotinylated Human BCMA Protein, hFc Avi Tag (PME101677B) in a linear range of 3.2-400 ng/ml. In order to specifically detect PME101677B, HRP Conjugated Streptavidin was used as detection antibody.



Biotinylated Human BCMA Protein, hFc Avi Tag ELISA

0.2 μ g of Biotinylated Human BCMA, hFc Avi tagged protein per well

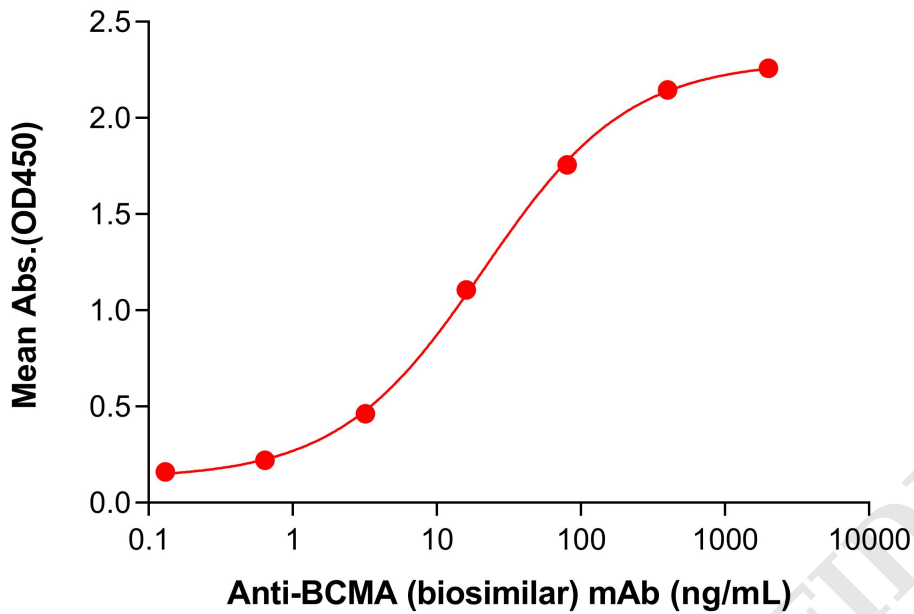


Figure 3. ELISA plate pre-coated by 2 μ g/ml (100 μ L/well) Biotinylated Human BCMA Protein, hFc Avi Tag (PME101677B) can bind Anti-BCMA (biosimilar) mAb (BME100016) in a linear range of 3.2-400 ng/ml.

