

PRODUCT INFORMATION

Target	5T4
Synonyms	5T4;5T4AG;M6P1;WAIF1
Description	Recombinant Human 5T4 Protein with C-terminal 6×His tag
Delivery	In Stock
Uniprot ID	Q13641
Expression Host	HEK293
Tag	C-6×His Tag
Molecular Characterization	5T4(Ser32-Ser355) 6×His tag
Molecular Weight	The protein has a predicted molecular mass of 36.1 kDa after removal of the signal peptide. The apparent molecular mass of 5T4-His is approximately 55-70 kDa due to glycosylation.
Purity	The purity of the protein is greater than 95% as determined by SDS-PAGE and Coomassie blue staining.
Formulation & Reconstitution	Lyophilized from sterile PBS, pH 7.4. Normally 5% - 8% trehalose is added as protectants before lyophilization. Please see Certificate of Analysis for specific instructions of reconstitution.
Storage&Shipping	Store at -20°C to -80°C for 12 months in lyophilized form. After reconstitution, if not intended for use within a month, aliquot and store at -80°C (Avoid repeated freezing and thawing). Lyophilized proteins are shipped at ambient temperature.
Sterility	Products are supplied non-sterile. For cell culture applications, dilute in appropriate medium and sterile-filter (0.22 µm) prior to use.
Background	This gene encodes a leucine-rich transmembrane glycoprotein that may be involved in cell adhesion. The encoded protein is an oncofetal antigen that is specific to trophoblast cells. In adults this protein is highly expressed in many tumor cells and is associated with poor clinical outcome in numerous cancers. Alternate splicing in the 5' UTR results in multiple transcript variants that encode the same protein.
Usage	Research use only
Conjugate	Unconjugated



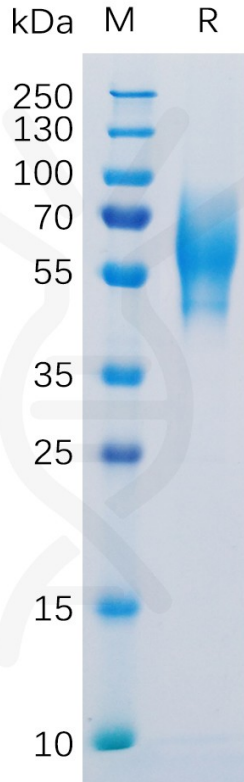


Figure 1. Human 5T4 Protein, His Tag on SDS-PAGE under reducing condition.

Human 5T4, His tagged protein ELISA

0.1 μg of Human 5T4, His tagged protein per well

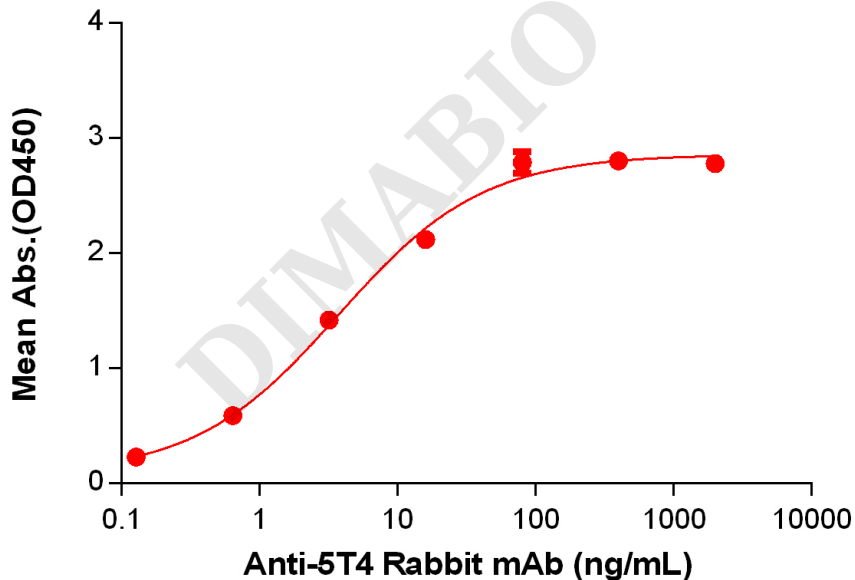


Figure 2. ELISA plate pre-coated by 1 $\mu\text{g}/\text{mL}$ (100 $\mu\text{L}/\text{well}$) Human 5T4 Protein, His Tag (PME100123) can bind Anti-5T4 Rabbit mAb in a linear range of 3.2-16 ng/mL.



Human 5T4, His Tagged protein ELISA

0.2 μ g of Human 5T4, His tagged protein per well

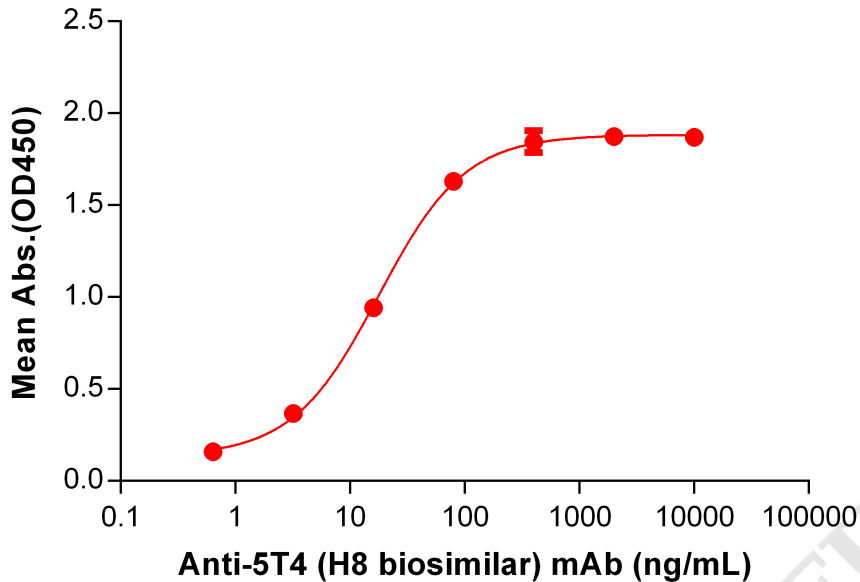


Figure 3. ELISA plate pre-coated by 2 μ g/mL (100 μ L/well) Human 5T4 Protein, His Tag (PME100123) can bind Anti-5T4 (H8 biosimilar) mAb (BME100157) in a linear range of 0.64-16 ng/mL.

Human 5T4, His Tagged protein ELISA

0.2 μ g of Human 5T4, His tagged protein per well

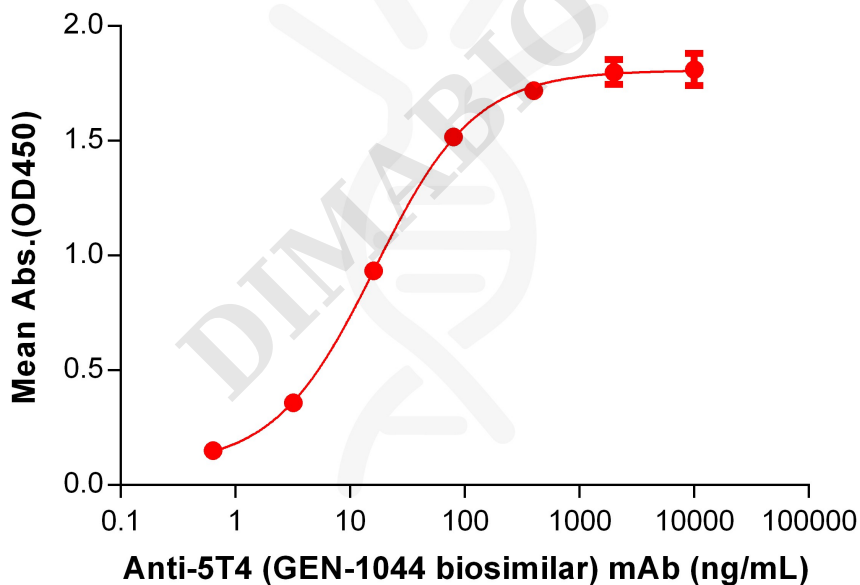


Figure 4. ELISA plate pre-coated by 2 μ g/mL (100 μ L/well) Human 5T4 Protein, His Tag (PME100123) can bind Anti-5T4 (GEN-1044 biosimilar) mAb (BME100158) in a linear range of 0.64-16 ng/mL.

