

PRODUCT INFORMATION

Target	B7-H4
Synonyms	B7-H4;B7h.5;B7H4;B7S1;B7X;PRO1291;VCTN1
Description	Recombinant Human B7-H4 protein with C-terminal human Fc
Delivery	In Stock
Uniprot ID	Q7Z7D3
Expression Host	HEK293
Tag	C-Human Fc Tag
Molecular Characterization	B7-H4 (Phe29-Ala258) hFc(Glu99-Ala330)
Molecular Weight	The protein has a predicted molecular mass of 51.4 kDa after removal of the signal peptide. The apparent molecular mass of B7-H4-hFc is approximately 100-130 kDa due to glycosylation.
Purity	The purity of the protein is greater than 95% as determined by SDS-PAGE and Coomassie blue staining.
Formulation & Reconstitution	Lyophilized from sterile PBS, pH 7.4. Normally 5% - 8% trehalose is added as protectants before lyophilization. Please see Certificate of Analysis for specific instructions of reconstitution.
Storage&Shipping	Store at -20°C to -80°C for 12 months in lyophilized form. After reconstitution, if not intended for use within a month, aliquot and store at -80°C (Avoid repeated freezing and thawing). Lyophilized proteins are shipped at ambient temperature.
Background	This gene encodes a protein belonging to the B7 costimulatory protein family. Proteins in this family are present on the surface of antigen-presenting cells and interact with ligand bound to receptors on the surface of T cells. Studies have shown that high levels of the encoded protein has been correlated with tumor progression. A pseudogene of this gene is located on chromosome 20. Multiple transcript variants encoding different isoforms have been found for this gene.
Usage	Research use only
Conjugate	Unconjugated



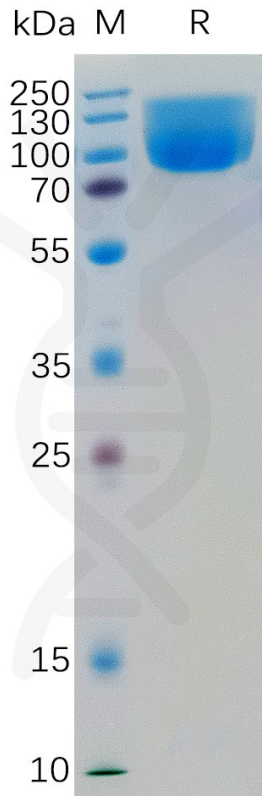


Figure 1. Human B7-H4 Protein, hFc Tag on SDS-PAGE under reducing condition.

Human B7-H4, hFc tagged protein ELISA

0.1 μg of Human B7-H4, hFc tagged protein per well

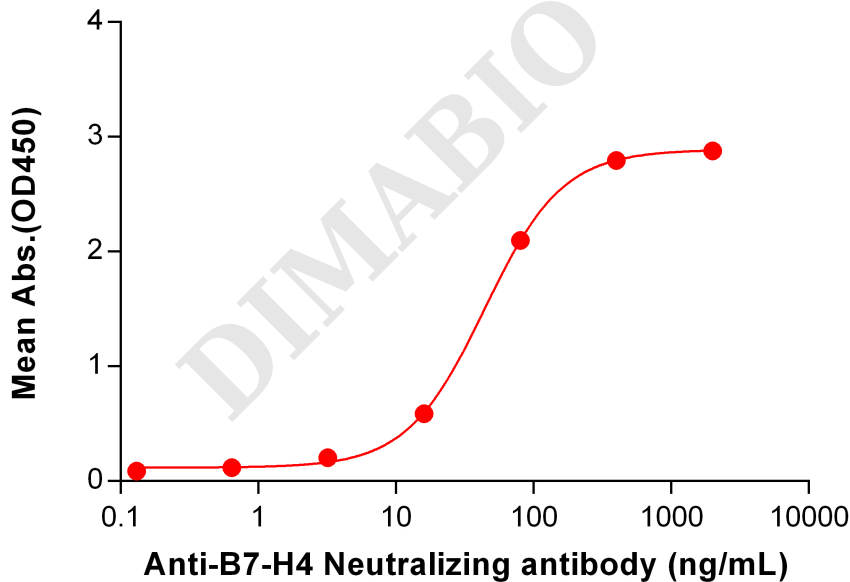


Figure 2. ELISA plate pre-coated by 1 $\mu\text{g}/\text{ml}$ (100 $\mu\text{l}/\text{well}$) Human B7-H4, hFc-His tagged protein (PME100053) can bind Anti-B7-H4 Neutralizing antibody ([getskuurl sku="BME100078"]) in a linear range of 3.2-80 ng/ml.



Human B7-H4, hFc Tagged protein ELISA

0.2 μ g of Human B7-H4, hFc tagged protein per well

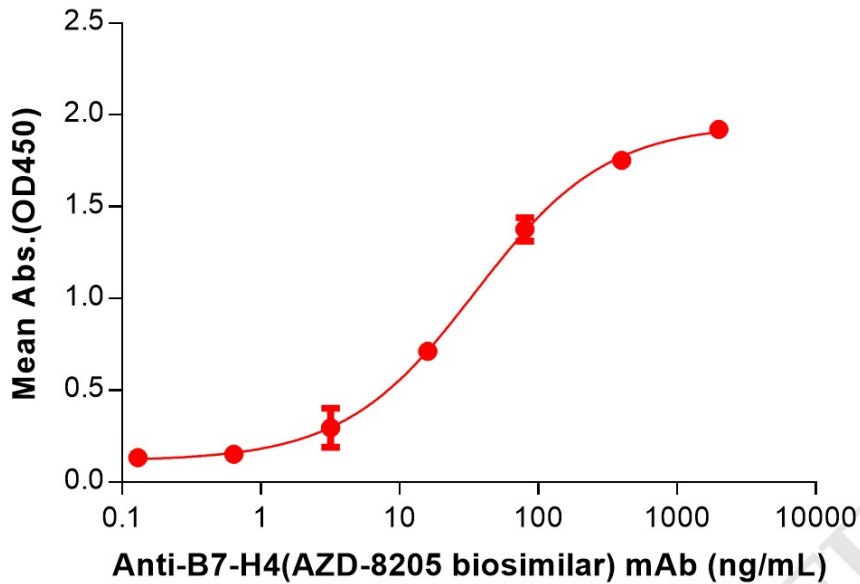


Figure 3. ELISA plate pre-coated by 2 μ g/mL (100 μ L/well) Human B7-H4 Protein, hFc Tag (PME100053) can bind Anti-B7-H4(AZD-8205 biosimilar) mAb (BME100190) in a linear range of 3.20–80 ng/mL.

Human B7-H4, hFc Tagged protein ELISA

0.2 μ g of Human B7-H4, hFc tagged protein per well

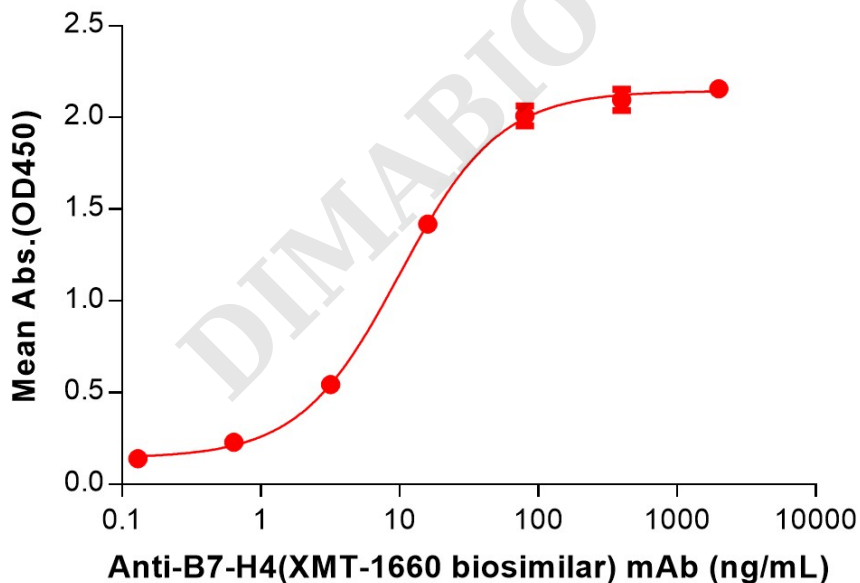


Figure 4. ELISA plate pre-coated by 2 μ g/mL (100 μ L/well) Human B7-H4 Protein, hFc Tag (PME100053) can bind Anti-B7-H4(XMT-1660 biosimilar) mAb (BME100192) in a linear range of 3.20–80 ng/mL.

