

PRODUCT INFORMATION

Target	IL17A
Synonyms	CTLA-8;CTLA8;IL-17;IL-17A;IL17;ILA17
Description	Recombinant Human IL17A Protein with C-terminal human Fc tag
Delivery	In Stock
Uniprot ID	Q16552
Expression Host	HEK293
Tag	C-Human Fc Tag
Molecular Characterization	IL17A(Gly24-Ala155) hFc(Glu99-Ala330)
Molecular Weight	The protein has a predicted molecular mass of 41.3 kDa after removal of the signal peptide. The apparent molecular mass of IL17A-hFc is approximately 35-55 kDa due to glycosylation.
Purity	The purity of the protein is greater than 95% as determined by SDS-PAGE and Coomassie blue staining.
Formulation & Reconstitution	Lyophilized from sterile PBS, pH 7.4. Normally 5% - 8% trehalose is added as protectants before lyophilization. Please see Certificate of Analysis for specific instructions of reconstitution.
Storage&Shipping	Store at -20°C to -80°C for 12 months in lyophilized form. After reconstitution, if not intended for use within a month, aliquot and store at -80°C (Avoid repeated freezing and thawing). Lyophilized proteins are shipped at ambient temperature.
Sterility	Products are supplied non-sterile. For cell culture applications, dilute in appropriate medium and sterile-filter (0.22 µm) prior to use.
Background	<p>This gene is a member of the IL-17 receptor family which includes five members (IL-17RA-E) and the encoded protein is a proinflammatory cytokine produced by activated T cells. IL-17A-mediated downstream pathways induce the production of inflammatory molecules, chemokines, antimicrobial peptides, and remodeling proteins. The encoded protein elicits crucial impacts on host defense, cell trafficking, immune modulation, and tissue repair, with a key role in the induction of innate immune defenses. This cytokine stimulates non-hematopoietic cells and promotes chemokine production thereby attracting myeloid cells to inflammatory sites. This cytokine also regulates the activities of NF-kappaB and mitogen-activated protein kinases and can stimulate the expression of IL6 and cyclooxygenase-2 (PTGS2/COX-2), as well as enhance the production of nitric oxide (NO). IL-17A plays a pivotal role in various infectious diseases, inflammatory and autoimmune disorders, and cancer. High levels of this cytokine are associated with several chronic inflammatory diseases including rheumatoid arthritis, psoriasis and multiple sclerosis. The lung damage induced by the severe acute respiratory syndrome coronavirus 2 (SARS-CoV-2) is to a large extent, a result of the inflammatory response promoted by cytokines such as IL17A. [provided by RefSeq, Sep 2020]</p>
Usage	Research use only



Conjugate

Unconjugated

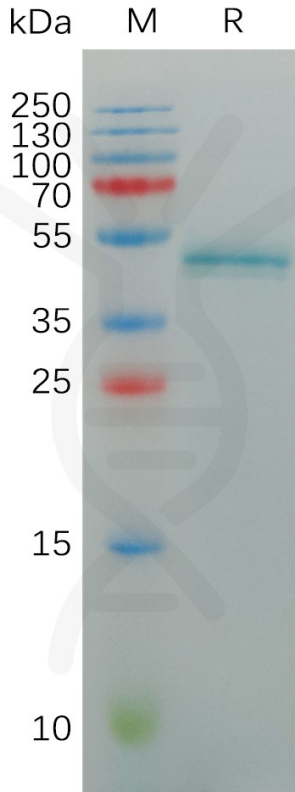


Figure 1. Human IL17A Protein, hFc Tag on SDS-PAGE under reducing condition.

Human IL17A, hFc Tagged protein ELISA

0.2 µg of Human IL17A, hFc tagged protein per well

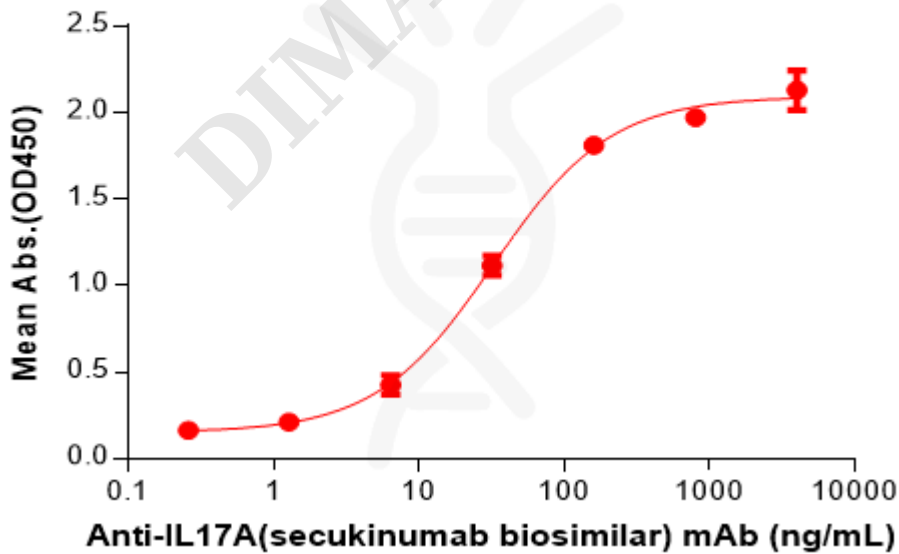


Figure 2. ELISA plate pre-coated by 2 µg/mL (100 µL/well) Human IL17A Protein, hFc Tag(PME100884) can bind Anti-IL17A(secukinumab biosimilar) mAb(BME100137) in a linear range of 6.40-160 ng/mL.



Human IL17A, hFc Tagged protein ELISA

0.2 μ g of Human IL17A, hFc tagged protein per well

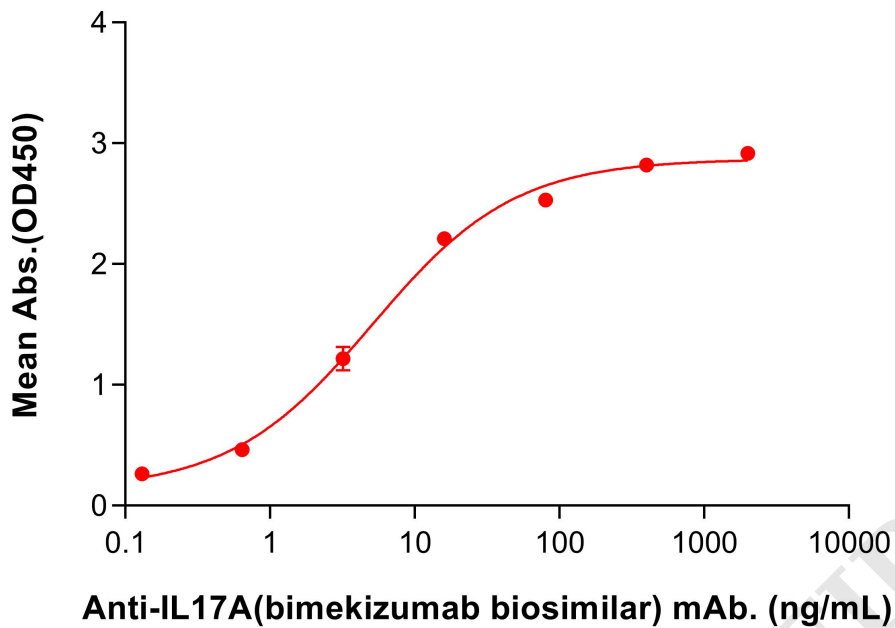


Figure 3. ELISA plate pre-coated by 2 μ g/mL (100 μ L/well) Human IL17A Protein, hFc Tag (PME100884) can bind Anti-IL17A(bimekizumab biosimilar) mAb (BME100435) in a linear range of 0.64-16 ng/mL, mouse anti-human Fab-specific antibody was used as detection antibody.

