

**PRODUCT INFORMATION**

<b>Target</b>	TACI
<b>Synonyms</b>	CD267;TACI;TNFRSF13B
<b>Description</b>	Recombinant human TACI Protein with C-terminal Human Fc tag
<b>Delivery</b>	In Stock
<b>Uniprot ID</b>	O14836
<b>Expression Host</b>	HEK293
<b>Tag</b>	C-Human Fc Tag
<b>Molecular Characterization</b>	TACI(Ser2-Ser165) hFc(Glu99-Ala330)
<b>Molecular Weight</b>	The protein has a predicted molecular mass of 44.5 kDa after removal of the signal peptide. The apparent molecular mass of TACI-hFc is approximately 33-53 kDa due to glycosylation.
<b>Purity</b>	The purity of the protein is greater than 95% as determined by SDS-PAGE and Coomassie blue staining.
<b>Formulation &amp; Reconstitution</b>	Lyophilized from sterile PBS, pH 7.4. Normally 5% - 8% trehalose is added as protectants before lyophilization. Please see Certificate of Analysis for specific instructions of reconstitution.
<b>Storage&amp;Shipping</b>	Store at -20°C to -80°C for 12 months in lyophilized form. After reconstitution, if not intended for use within a month, aliquot and store at -80°C (Avoid repeated freezing and thawing). Lyophilized proteins are shipped at ambient temperature.
<b>Background</b>	The protein encoded by this gene is a lymphocyte-specific member of the tumor necrosis factor (TNF) receptor superfamily. It interacts with calcium-modulator and cyclophilin ligand (CAML). The protein induces activation of the transcription factors NFAT, AP1, and NF-kappa-B and plays a crucial role in humoral immunity by interacting with a TNF ligand. This gene is located within the Smith-Magenis syndrome region on chromosome 17.
<b>Usage</b>	Research use only
<b>Conjugate</b>	Unconjugated



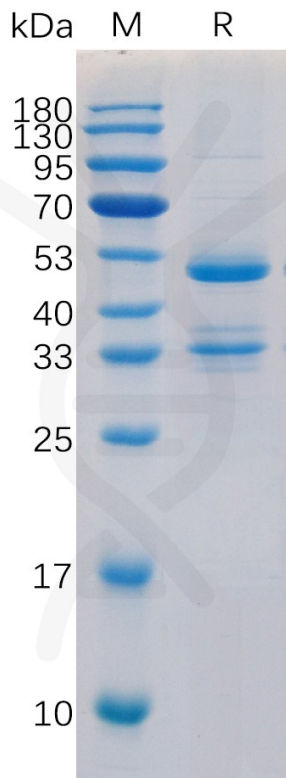


Figure 1. Human TACI Protein, hFc Tag on SDS-PAGE under reducing condition.

### Human TACI, hFc tagged protein ELISA

0.1  $\mu$ g of Human TACI, hFc tagged protein per well

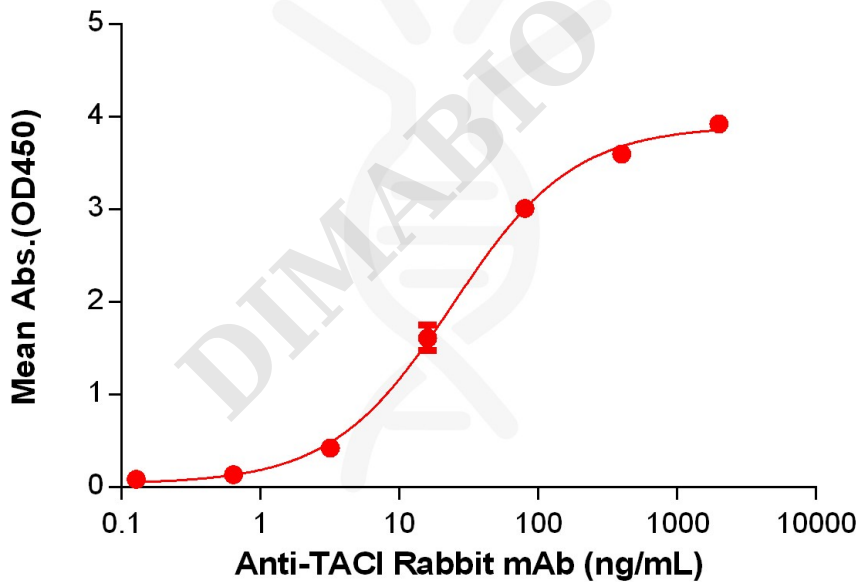


Figure 2. ELISA plate pre-coated by 1  $\mu$ g/mL (100  $\mu$ L/well) Human TACI Protein, hFc Tag(PME100094) can bind Anti-TACI Rabbit mAb in a linear range of 3.2-80 ng/mL.



### Human TACI, hFc Tagged protein ELISA

0.2  $\mu$ g of Human TACI, hFc tagged protein per well

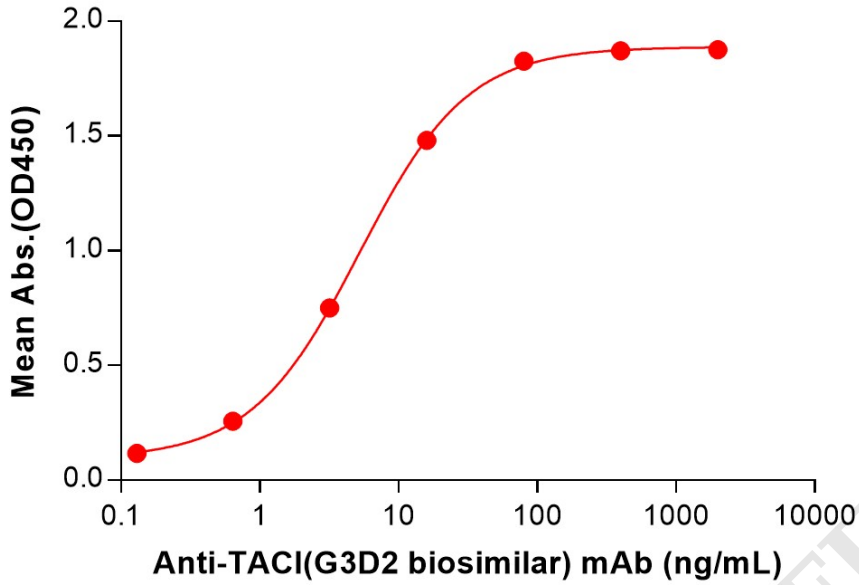


Figure 3. ELISA plate pre-coated by 2  $\mu$ g/mL (100  $\mu$ L/well) Human TACI Protein, hFc Tag (PME100094) can bind Anti-TACI(G3D2 biosimilar) mAb (BME100276) in a linear range of 0.64–80 ng/mL.

